

Highlights of San Mateo County STI/HIV 2024 Surveillance Data

San Mateo County HIV Program

Community Board Meeting

September 4, 2024

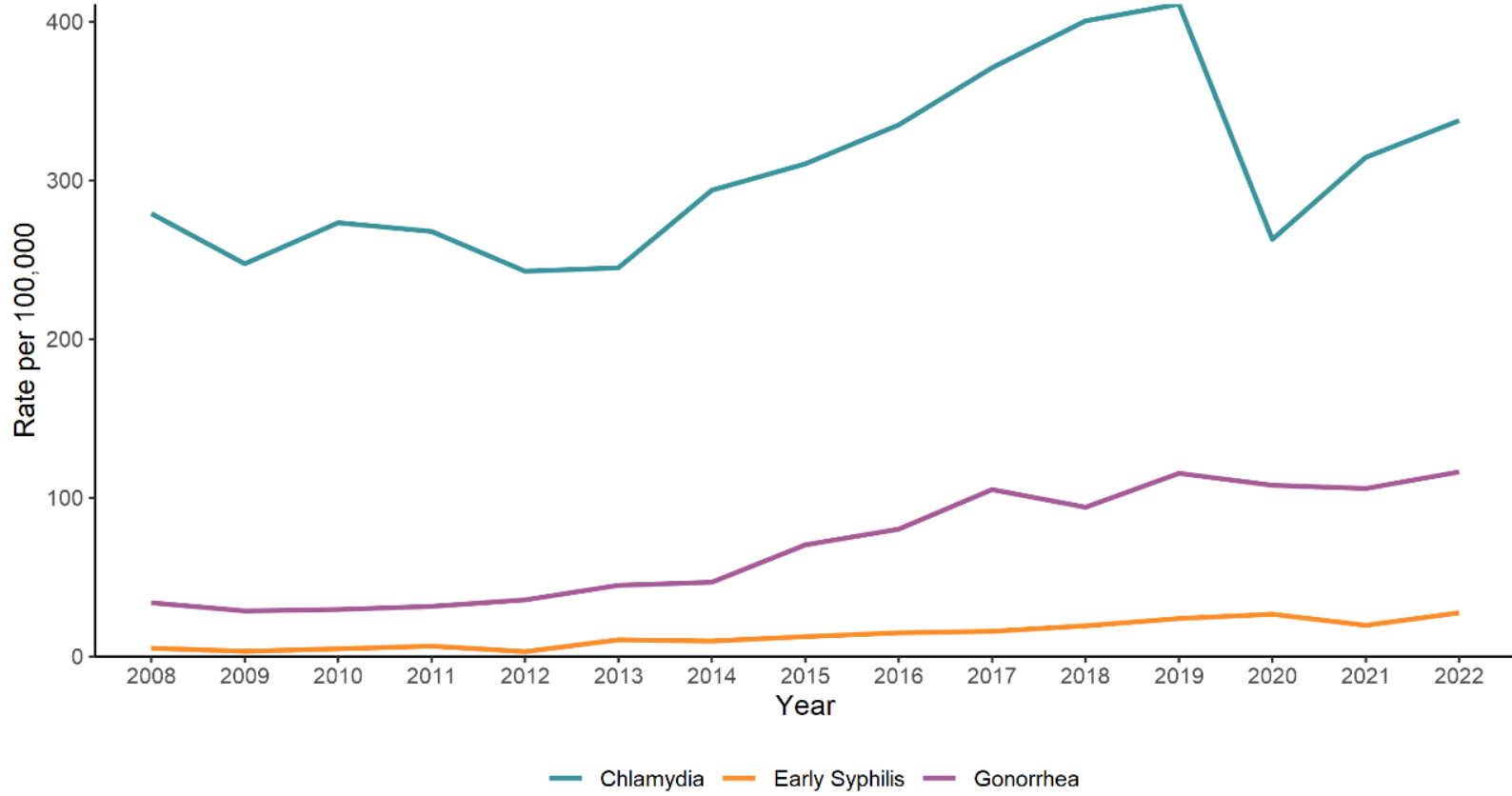


SAN MATEO COUNTY HEALTH
**PUBLIC HEALTH,
POLICY & PLANNING**

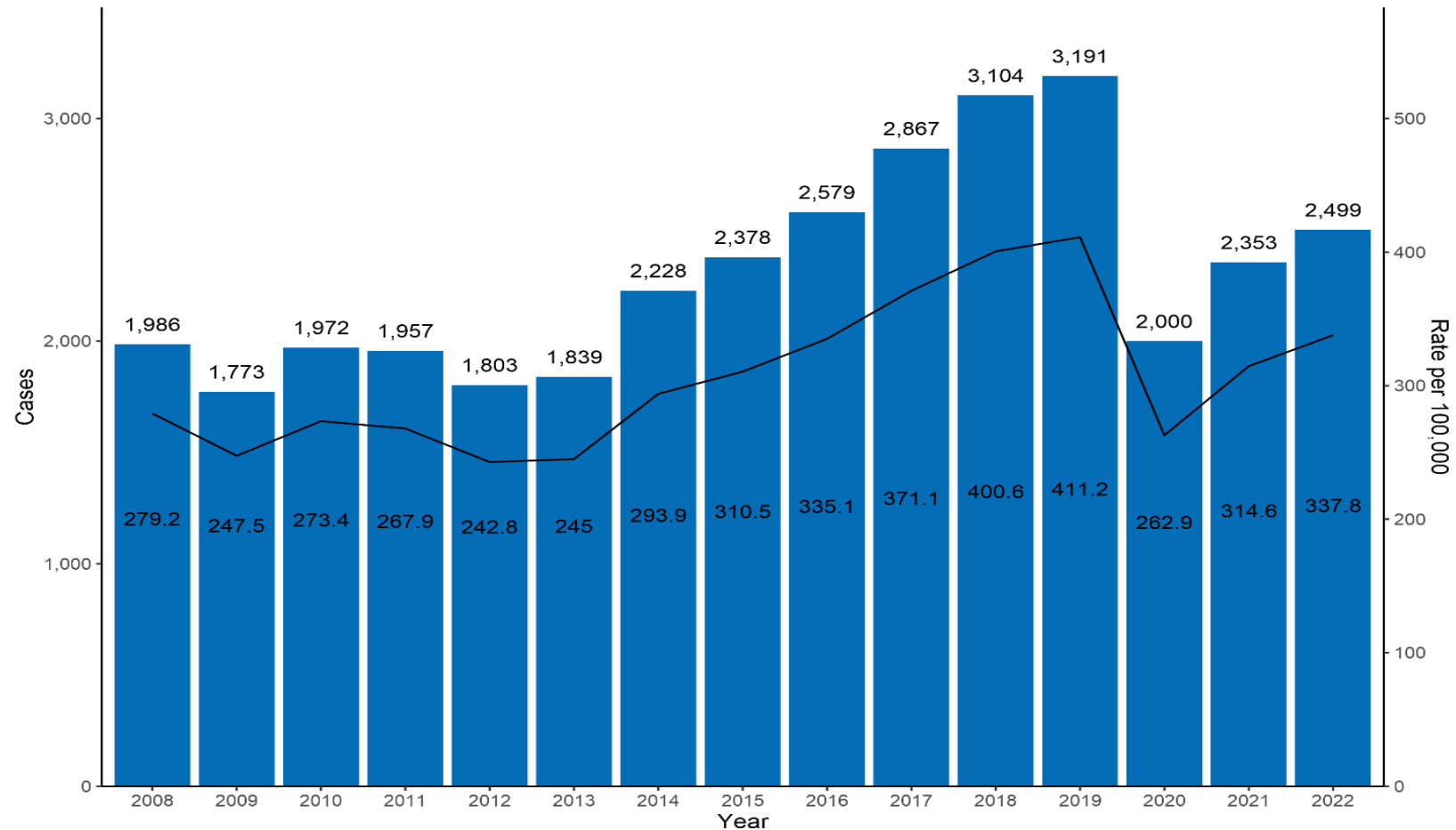
STI/HIV 2022 Annual Report Data

Disease	2008	2009	2010	2011	2012	2013	2014	2015	2016	2017	2018	2019	2020	2021	2022
Chlamydia	1,986	1,773	1,972	1,957	1,803	1,839	2,228	2,378	2,579	2,867	3,104	3,191	2,000	2,353	2,499
Gonorrhea	241	206	214	231	265	337	355	539	618	813	729	896	821	792	861
Total Syphilis	60	37	51	69	48	101	117	153	168	192	219	275	262	223	313
Primary	15	8	9	7	7	18	20	12	19	36	25	43	33	23	37
Secondary	11	11	13	28	7	39	30	43	41	26	52	47	61	43	54
Early Latent	11	5	13	13	9	22	24	41	55	61	73	96	109	81	113
Early Syphilis ¹	37	24	35	48	23	79	74	96	115	123	150	186	203	147	204
Late Latent	21	13	16	19	25	22	43	56	53	69	69	88	59	76	109
Neurosyphilis ²	0	2	0	2	2	1	0	2	2	4	0	1	4	7	9
Congenital Syphilis ³	2	0	0	2	0	0	0	1	0	0	0	1	1	3	3

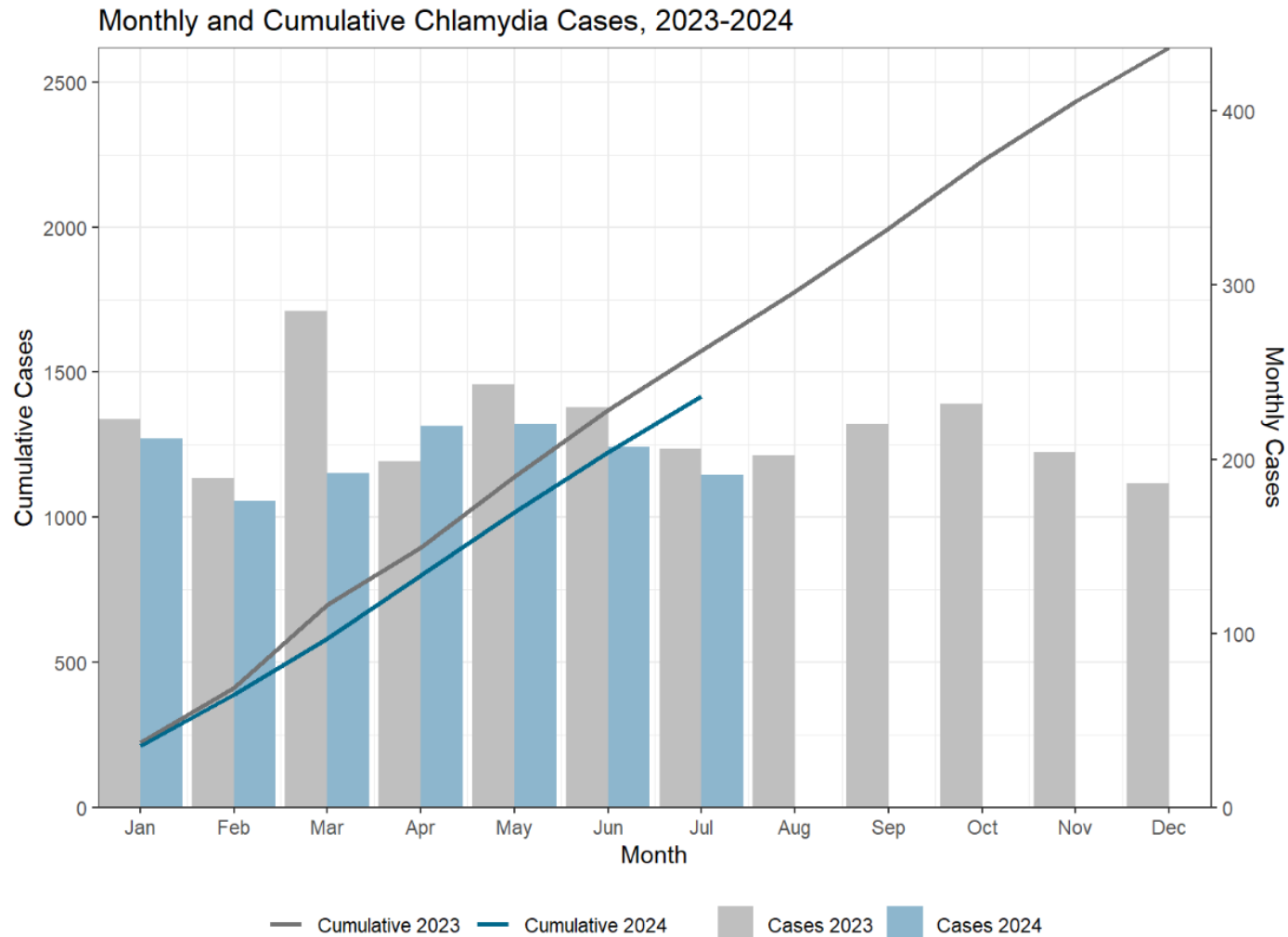
STI/HIV 2022 Annual Report Data



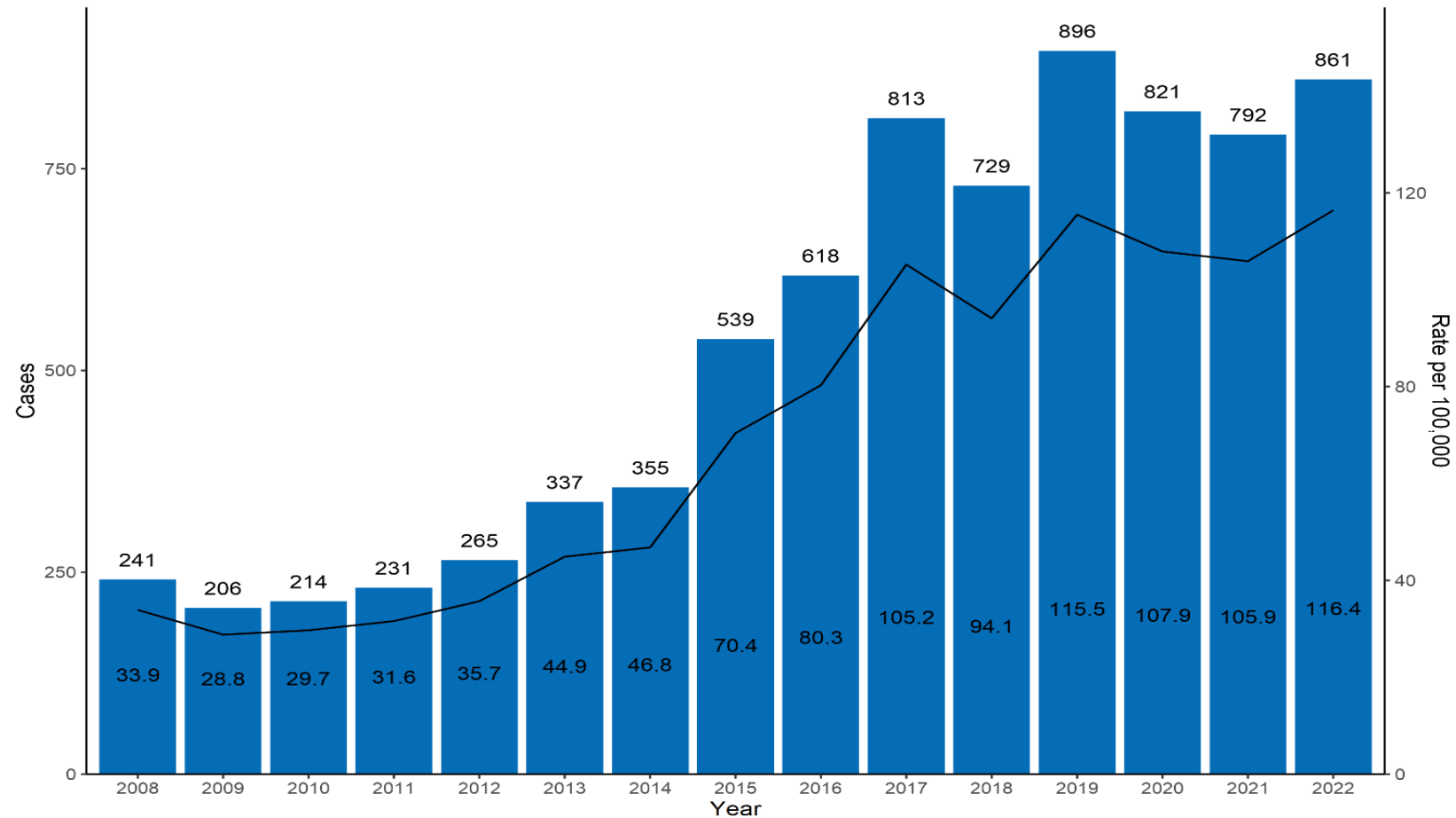
STI/HIV 2022 Annual Report Data: Chlamydia



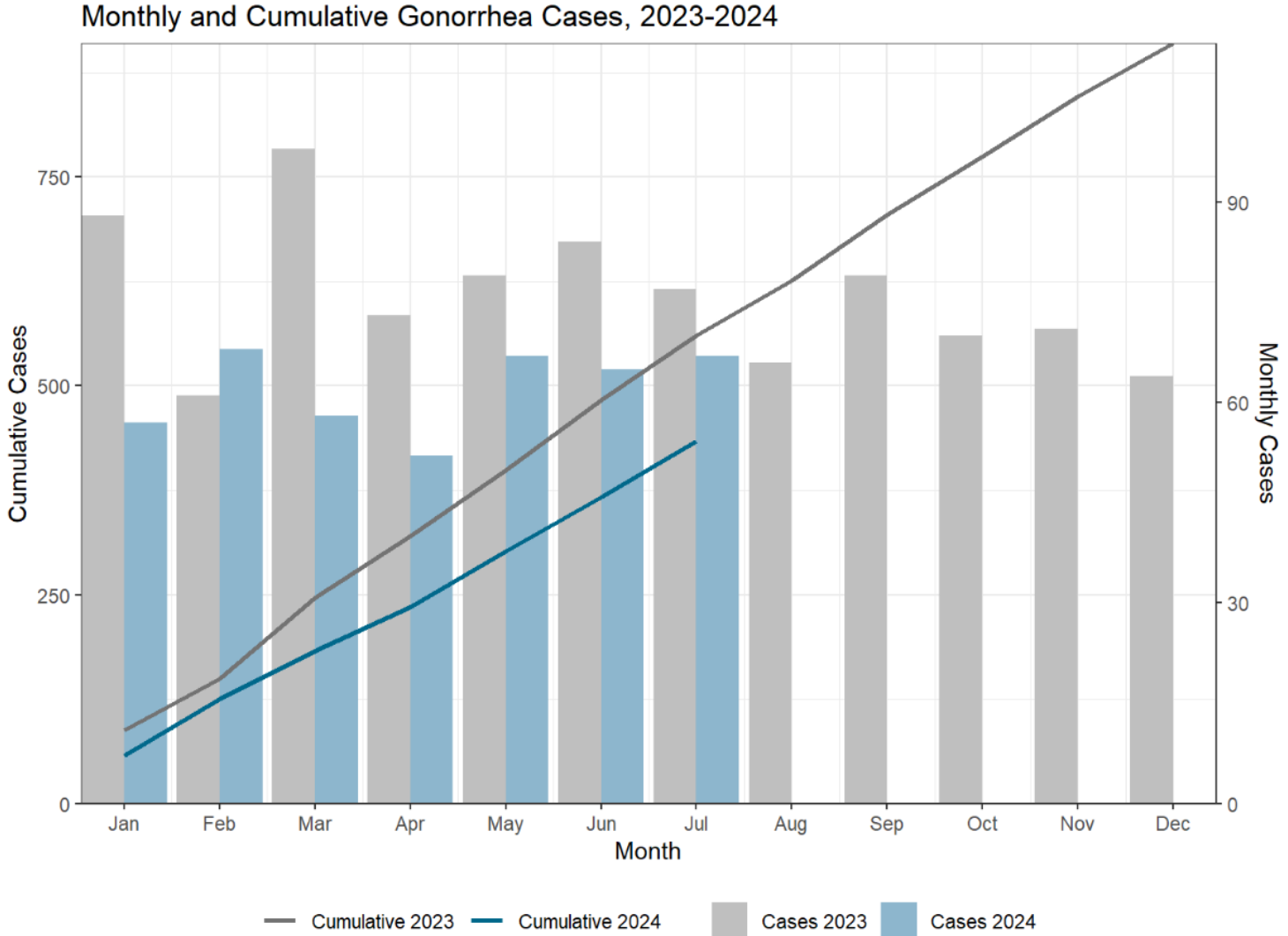
STI/HIV 2023-2024 Data: Chlamydia



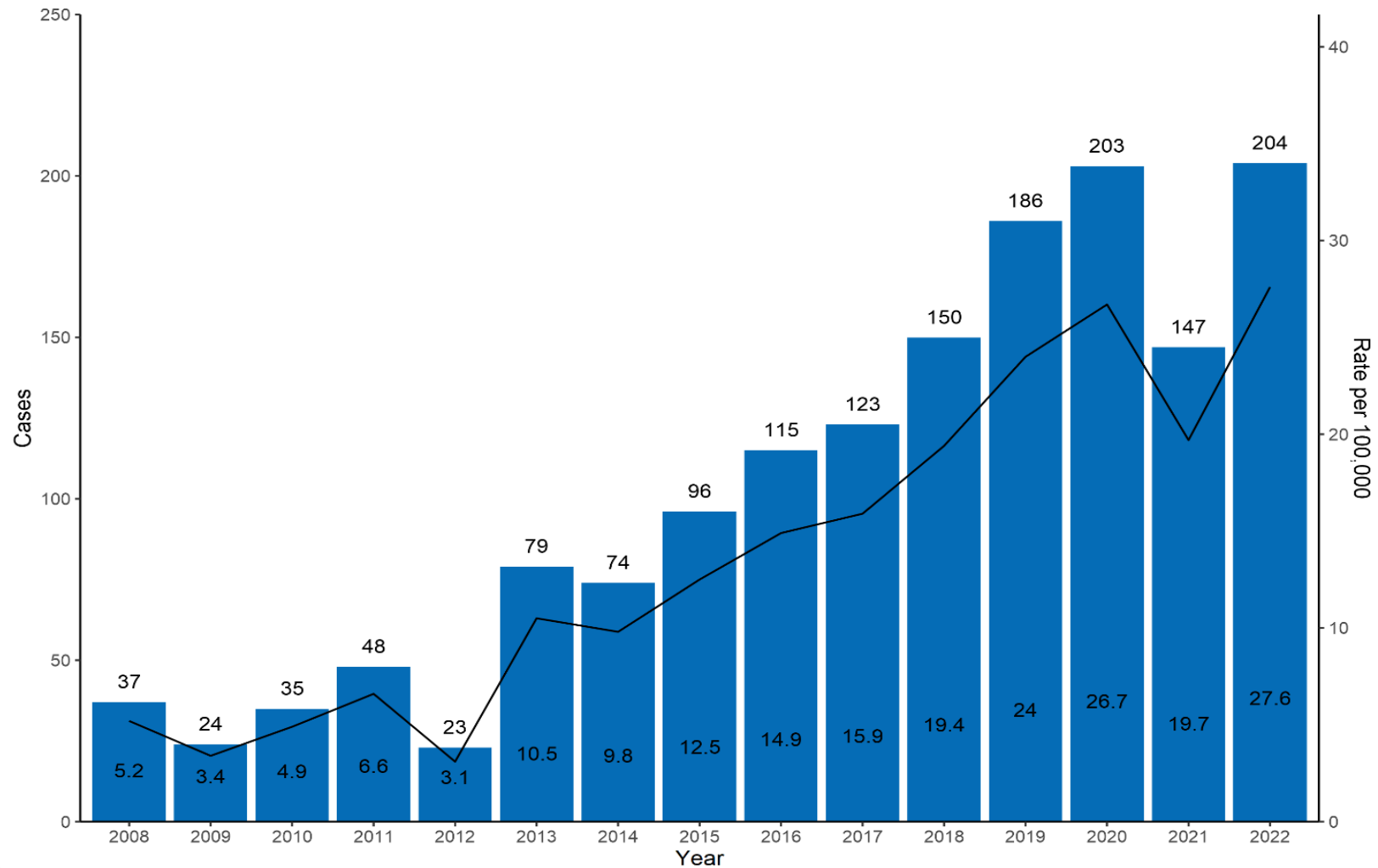
STI/HIV 2022 Annual Report Data: Gonorrhea



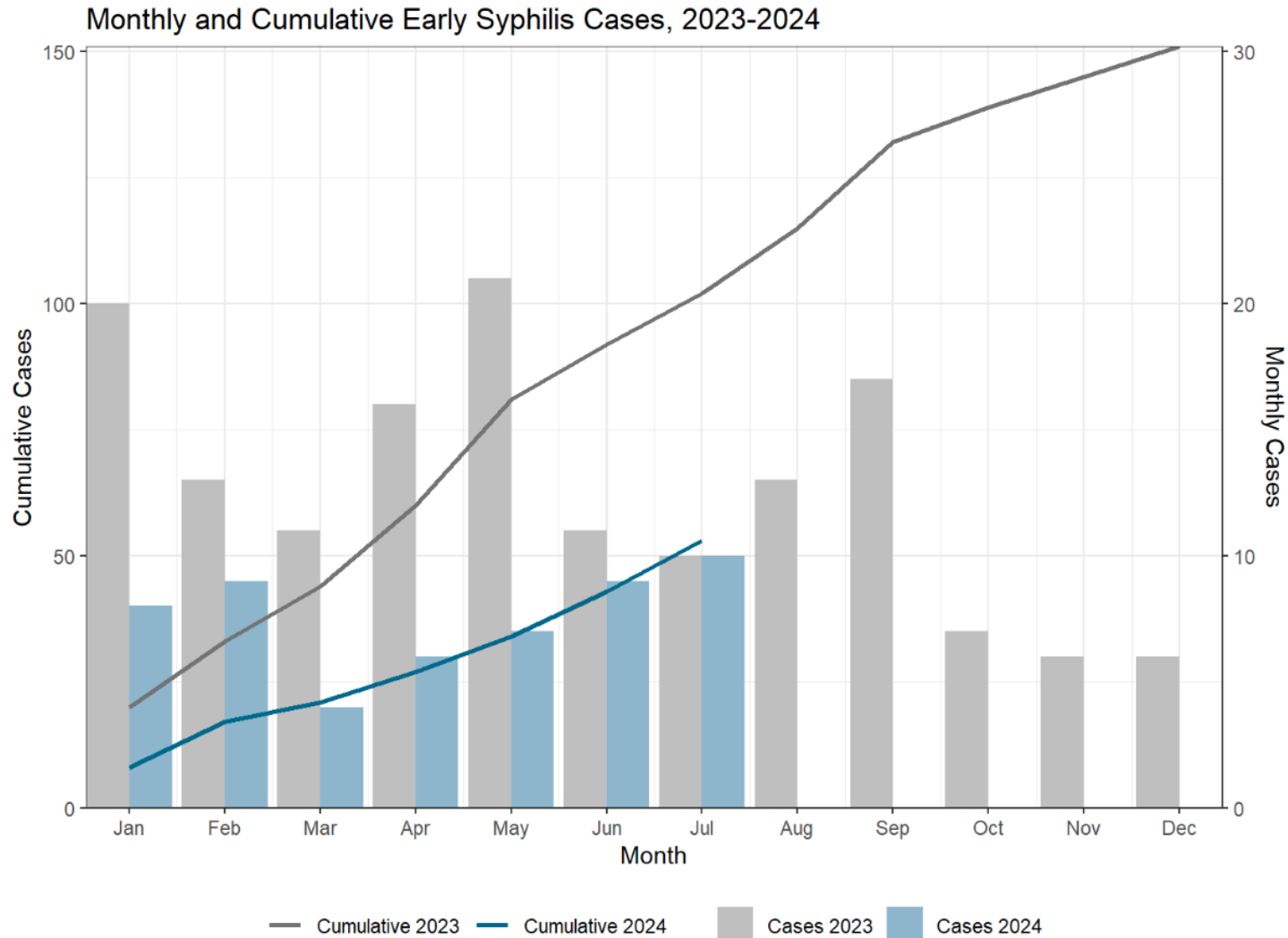
STI/HIV 2023-2024 Data: Gonorrhea



STI/HIV 2022 Annual Report Data: Early Syphilis



STI/HIV 2022 Annual Report Data: Early Syphilis



Living HIV Cases as of 12/31/2023

Total		1,751	100.0	
Gender	Male	1,502	85.8	
	Female	214	12.2	
	Transgender/Other/Unknown	35	2.0	
Race/Ethnicity	American Indian/Alaska Native	4	0.2	
	Asian	220	12.6	
	Black/African-American	157	9.0	
	Latinx	660	37.7	
	Multirace	45	2.6	
	Other/Unknown	15	0.9	
	Pacific Islander/Native Hawaiian	20	1.1	
	White	630	36.0	
	Age	0-19	8	0.5
		20-29	90	5.1
30-39		301	17.2	
40-49		314	17.9	
50-59		449	25.6	
60+		589	33.6	
Transmission Category	MMSC	1,146	65.4	
	IDU	96	5.5	
	MMSC/IDU	90	5.1	
	Heterosexual Contact	184	10.5	
	Perinatal	8	0.5	
	Other Risk	8	0.5	
	Not Specified	219	12.5	



SAN MATEO COUNTY HEALTH

**PUBLIC HEALTH,
POLICY & PLANNING**

Newly Diagnosed HIV Cases in 2023

Total		57	100
Gender	Male	46	80.7
	Female	8	14
	Transgender/Other/Unknown	3	5.3
Age	0-19	1	1.8
	20-29	14	24.6
	30-39	24	42.1
	40-49	10	17.5
	50-59	5	8.8
	60+	3	5.3
Race/Ethnicity	Asian	9	15.8
	Black/African-American	3	5.3
	Latinx	33	57.9
	Multirace	2	3.5
	White	10	17.5
Transmission Category	MMSC	39	68.4
	IDU	1	1.8
	MMSC/IDU	1	1.8
	Heterosexual Contact	4	7
	Perinatal	0	0
	Other Risk	0	0
	Not Specified	12	21.1



SAN MATEO COUNTY HEALTH

**PUBLIC HEALTH,
POLICY & PLANNING**

Quarterly and Annual STI/HIV Reports

<https://www.smchealth.org/general-information/stdhivaids-alerts-reports-data-and-surveillance>