



San Mateo County: Data Notebook 2024

“Homelessness in the Public Behavioral Health System”

Behavioral Health Commission

October 2, 2024

What is the Data Notebook?

Local Behavioral Health Boards are required annually to review program data for local services and report their findings to the California Behavioral Health Planning Council (W&IC 5604.2).

The Data Notebook is the instrument by which the Planning Council collects the data from local commissions and is designed to:

- Assist local commissions with meeting the program review mandate
- To serve as an educational resource for local commissions
- To collect opinions and thoughts from local commissions
- To identify unmet needs and make recommendations


New Changes In 2024

- The data notebook as traditionally had a Part 1: Standardized Questions and Part 2: Special Interest Topic.
- Moving forward, Part 1 has been dropped and the data notebook will focus on topics of special interest to the Planning Council and will be used to track a set of yet to be defined performance outcomes.
- The topic for 2024 is “homelessness.”





Homelessness in California

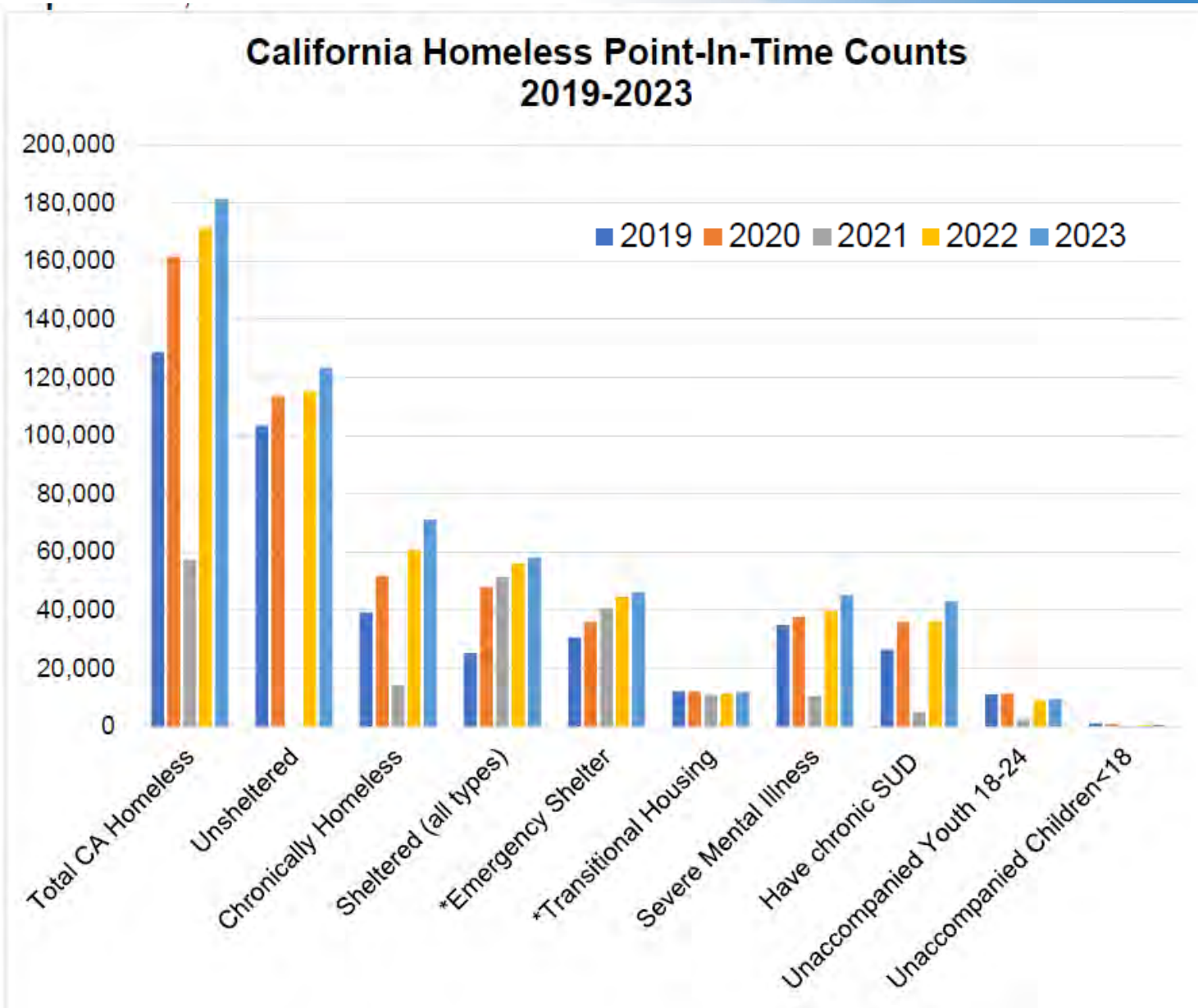


Homelessness in California

Summary of Homeless individuals	SHELTERED	UNSHELTERED	<u>TOTAL 2023</u>	<u>Percent Change from 2022</u>
Persons in households without children	38,230	117,020	155,028	+ 6.6%
Persons in households with children	19,484	5,999	25,483	- 0.2%
Unaccompanied homeless youth	3,239	6,934	10,173	+ 6.1%
Veterans	3,153	7,436	10,589	+ 1.9%
Chronically homeless individuals	16,621	54,529	71,150	+ 16.8%
<u>Total (2023) Homeless Persons in CA</u>	57,976	123,423	181,399	+ 5.8%
<u>Total (2023) Homeless Persons, USA</u>	396,494	256,610	653,104	+ 12.1%



Homelessness in California

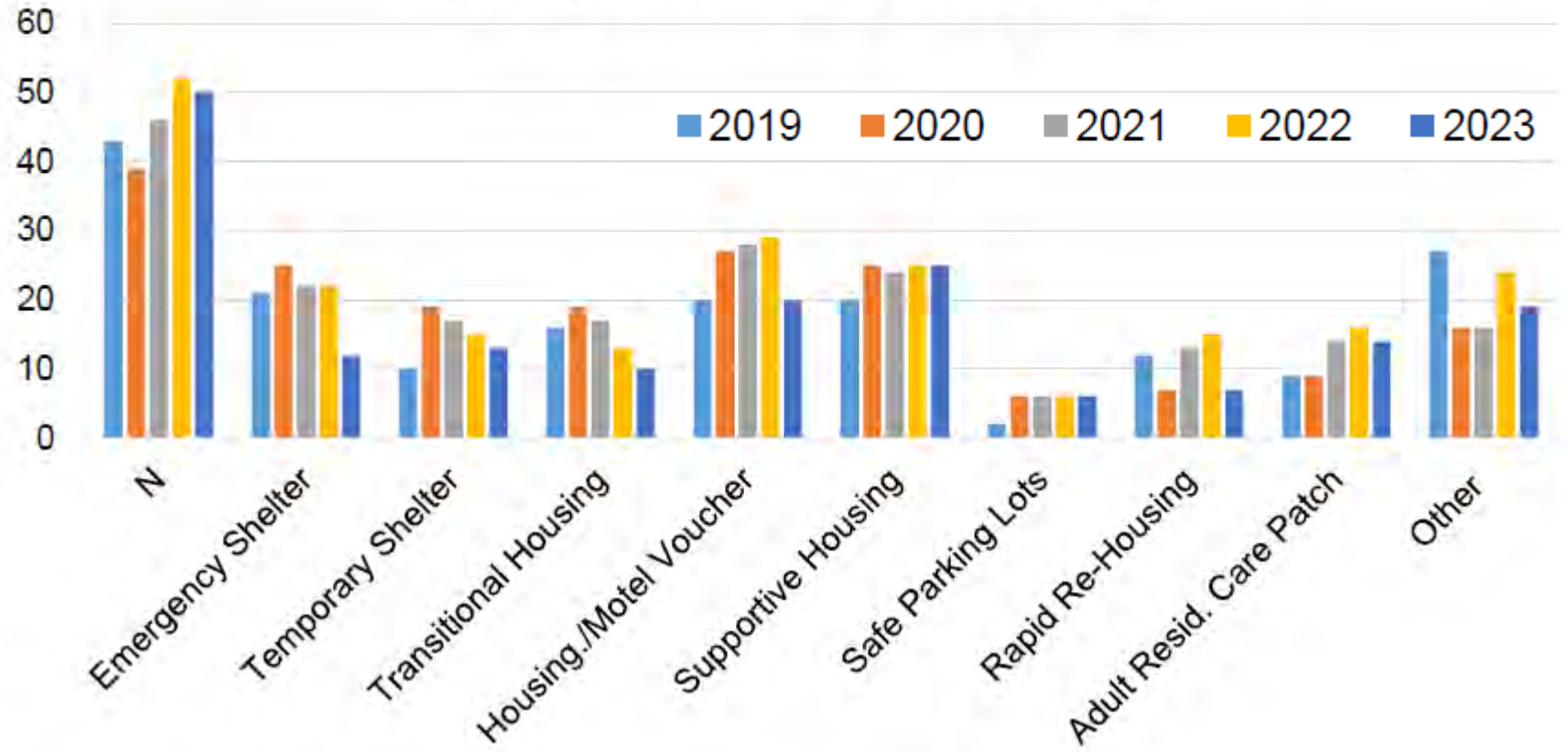


Homelessness in California

2023 Survey Question:

“During the most recent fiscal year, what new programs were implemented, or what existing programs were expanded, in your county to serve persons who are both homeless and have severe mental illness?”

CA Homeless Programs Expanded or Increased for County BH Clients, 2019 - 2023





Questions for Counties



Which of the following definitions of homelessness does your county use to identify individuals experiencing homelessness within your behavioral health system?

- a. The U.S. Housing and Urban Development (HUD) definition of *homelessness*, as used in the Homeless Emergency Assistance and Rapid Transition to Housing (HEARTH) Act.
- b. The U.S. Department of Health and Human Services definition of *homeless youth* established by the Runaway and Homeless Youth Act (RHYA).
- c. The U.S. Department of Education definition of *homeless children and youths* as defined in the McKinney-Vento Homeless Assistance Act.
- d. Substance Abuse and Mental Health Services Administration (SAMHSA) definition of those who are *experiencing homelessness*.
- e. The Social Security Administration (SSA) definition of *homelessness*.
- f. Other (written response)



Which of the following definitions of homelessness does your county use to identify individuals experiencing homelessness within your behavioral health system?

- a. The U.S. Housing and Urban Development (HUD) definition of *homelessness*, as used in the Homeless Emergency Assistance and Rapid Transition to Housing (HEARTH) Act.
- f. Other (written response)

For MHSA Housing, we use the MHSA definition of homeless.

Homeless is defined as: living on the streets or lacking a fixed and regular nighttime residence. This includes shelters, motels and other temporary living situations in which the individual has no tenant rights





Does your county enter data on homelessness and housing services into the Homeless Management Information System (HMIS)?

a. Yes

b. No ←



Concerning individuals currently receiving services in your county behavioral health system, is your county actively collecting data on the housing status of any groups listed?

- a. Foster youth
- b. Youth 18 years of age or younger
- c. Youth ages 19-24
- d. Adults ages 25-65
- e. Adults 66 years of age or older
- f. Consumers receiving mental health services
- g. Consumers receiving substance use treatment
- h. Veterans
- i. Individuals exiting incarceration from county jail
- j. Individuals exiting incarceration from prison
- k. Individuals in Institutions of Mental Disease (IMDs)
- l. Individuals in psychiatric hospitals
- m. Other (please specify)



What supports are necessary to provide housing to people served in your county behavioral health system for more than 6 months?

- a. Case management services
- b. Intensive case management services
- c. Health or social services access/navigation services
- d. Medication-Assisted Treatment
- e. Enhanced Care Management (ECM) and Community Supports
- f. Rental subsidies
- g. Housing vouchers
- h. Transitional and temporary housing
- i. Peer support
- j. Community health worker
- k. Supported employment services
- l. Wellness centers
- m. Full-Service Partnerships (FSPs)
- n. Other (written response)



Does your county behavioral health system participate in a county-wide interagency continuum of care that meets regularly to address housing for county residents?


a. Yes ←

b. No

For people currently receiving services from your county behavioral health system, are you actively collecting any data on whether they are homeless/unsheltered at every point of service?

a. Yes

b. No ←



Please list the organizations/agencies you work with to provide housing support and services for individuals served by your county behavioral health system?

- **Department of Housing (DOH)**
- **Housing Authority of San Mateo County (HASMC)**
- **Mental Health Association**
- **Mid Pen Housing**
- **Caminar**
- **Human Services Agency Center on Homelessness - County's Coordinated Entry and Assessment process (CES)**
- **Eden Housing**
- **Alta Housing**
- **FSP Housing**
- **Health Plan of San Mateo**

Is your county behavioral health system able to use local data when making program decisions and financial investments in existing or new homelessness/housing programs?

a. Yes ←

b. No

If you answered “Yes” to the previous question, can you give an example of a program your county initiated based on data you collect and track?

- We used county homeless data obtained from the one-day count when BHRS completed a joint application with Eden Housing for No Place Like Home funding. San Mateo county was eligible for \$1.74 M for NPLH and required county homeless data. The application for NPLH housing units was submitted in January 2020.



Does your county behavioral health system have a housing services unit or housing coordinator?

a. YES ←

b. NO




A scenic landscape view of a coastal town, likely Napier, New Zealand, seen from an elevated position. The town is nestled in a valley, surrounded by lush green hills and dense forests. In the background, the town meets the sea under a vast, blue sky filled with wispy white clouds. A solid blue horizontal banner is superimposed across the middle of the image, containing the text 'Performance Outcomes Data' in white, bold, sans-serif font.

Performance Outcomes Data

Does your county behavioral health system currently collect data for performance indicators listed below for all adult beneficiaries?

- a. Employment status
- b. Criminal justice involvement
- c. Housing status
- d. Visits to the emergency room (ER)
- e. Psychiatric Hospitalizations
- f. Lanterman-Petris-Short (LPS) Conservatorship
- g. Rates of self-harm
- h. Rates of suicide
- i. Social functioning and community connectedness
- j. Self-reported wellness
- k. Overall patient satisfaction
- l. Other (Please Specify)





Does your county behavioral health system currently collect data for performance indicators listed below for all child and youth beneficiaries?

- a. Criminal justice involvement**
- b. Housing status**
- c. Visits to the emergency room (ER)**
- d. Psychiatric Hospitalizations**
- e. Rates of self-harm**
- f. Rates of suicide**
- g. School attendance/absenteeism**
- h. Academic engagement**
- i. Classroom behavior**
- j. Social functioning and community connectedness**
- k. Self-reported wellness**
- l. Overall patient satisfaction**
- m. Other (Please Specify)**

Do you utilize the performance indicators previously identified in any of the following ways?

- a. Evaluate the effectiveness of programs
- b. Make changes in spending
- c. Make changes in program planning
- d. Inform partners and stakeholders
- e. Advocate for policy changes
- f. Engage in community outreach
- g. Other (written response)

Contract Performance



Do you utilize the performance indicators previously identified in any of the following ways?

- a. Evaluate the effectiveness of programs**
- b. Make changes in spending**
- c. Make changes in program planning**
- d. Inform partners and stakeholders**
- e. Advocate for policy changes**
- f. Engage in community outreach**
- g. Other (written response)**

Overall, do you have adequate data to evaluate and comment on performance outcomes in your behavioral health system?

- a. Yes** ←
- b. No**



Which of the following topics or areas of interest would your county like to see future Data Notebooks focus on?

- a. Employment Status
- b. Criminal Justice Involvement
- c. Housing Status
- d. Visits to the emergency room (ER)
- e. Psychiatric Hospitalizations
- f. Lanterman-Petris-Short (LPS) Conservatorship
- g. Rates of Self-Harm and Suicide
- h. School-Based Wellness for Children/Youth
- i. Social Functioning and Community Connectedness
- j. Self-reported wellness
- k. Overall Patient Satisfaction
- l. Other (Please Specify)





Thank You

Questions?

Scott Gruendl, MPA, CPCO

Assistant Director

sgruendl@smcgov.org

Picture Location Legend

Slide 1 – Tunitas Creek Park, Tunitas

Slide 2 – Venice Beach, Half Moon Bay

Slide 3 – Coyote Point Trail, Coyote Point Park, San Mateo

Slide 4 – De Anza Trail, Junipero Serra Park, San Bruno

Slide 6 – Half Moon Bay Beach

Slide 8 - County Office Building 3, Redwood City

Slide 11 – Half Moon Bay

Slide 12 – Venice Beach, Half Moon Bay

Slide 13 – Devil’s Slide, Pacifica

Slide 14 – Martin’s Beach, Lobitos

Slide 15 – Mirada Surf, El Granada

Slide 17 – Martin’s Beach, Lobitos

Slide 18 – San Pedro Valley, Montara

Slide 19 – Serpentine Trail, Edgewood Park, Redwood City

Slide 20 - Pescadero

Slide 21 – Pigeon Point Lighthouse, Pescadero

Slide 22 - Venice Beach, Half Moon Bay

Slide 23 – Green Valley Trail, Pacifica

Slide 24 – Martin’s Beach, Lobitos