

Prioritization of HIV Services in San Mateo County



San Mateo County HIV Program
Community Board Quarterly Meeting
April 13, 2016

HIV Services Prioritization

- Purpose of this process:
 - To provide information about HIV services in San Mateo County
 - To receive community and board input on the prioritization of Ryan White funded Core and Support services

HIV Services Prioritization

Core Services:

- ❑ **Early Intervention Services:** linkage and re-engagement in medical care
- ❑ **Medical Case Management:** social workers
- ❑ **Mental Health Services:** psychiatrist, therapist, individual and group harm reduction
- ❑ **Oral Health/Dental Care:** dentist, dental services
- ❑ **Outpatient/Ambulatory Care:** primary care, doctors, nurses, medical treatment, lab tests

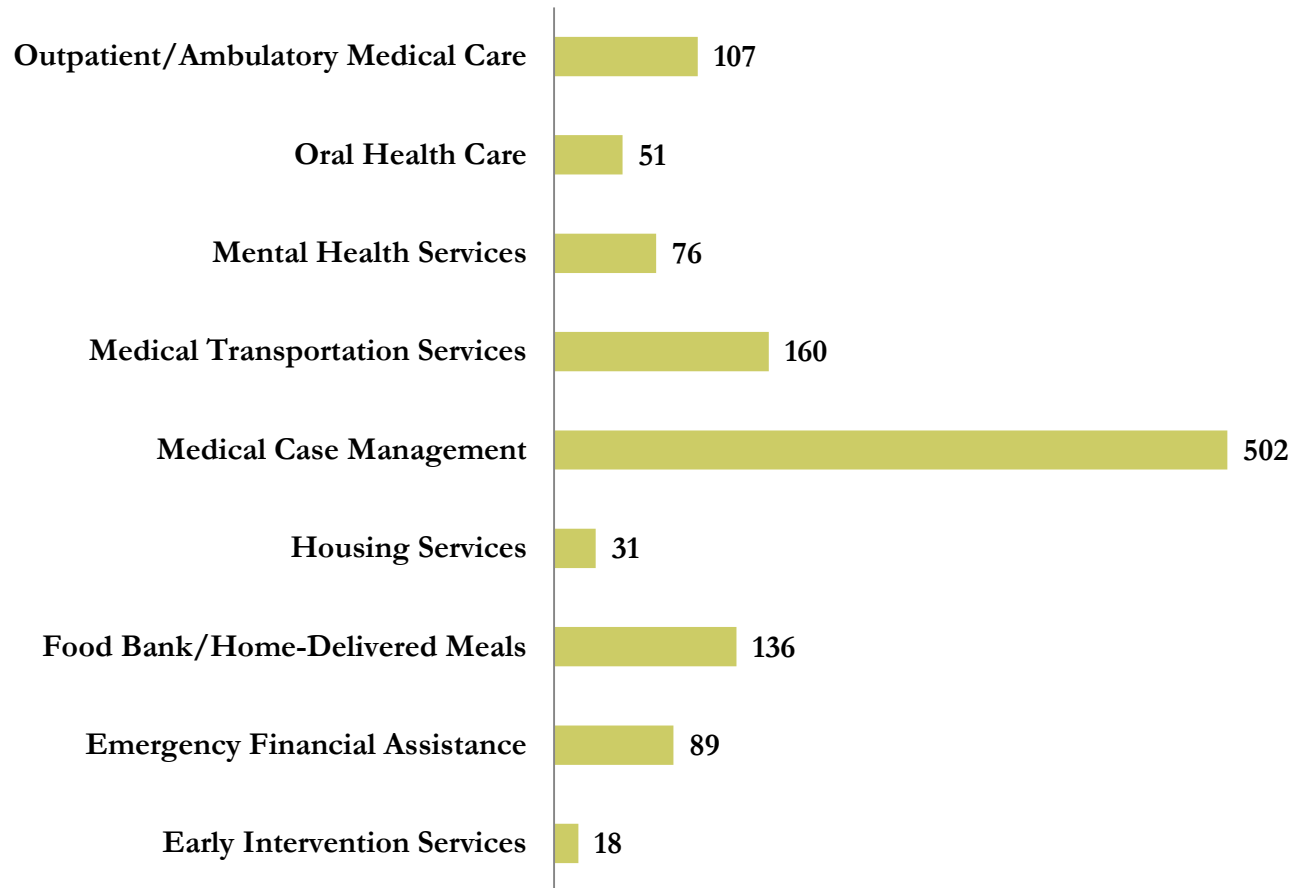
HIV Services Prioritization

Support Services:

- ❑ **Emergency Financial Assistance:** utilities, unexpected bills, rental assistance
- ❑ **Food Bank/Home-Delivered Meals:** bags of groceries, food distribution/delivery, grocery vouchers
- ❑ **Housing Services:** emergency housing, motel, short-term rental
- ❑ **Medical Transportation Services:** taxi vouchers, samTrans tickets and Redi-Wheels vouchers

HIV Services Prioritization

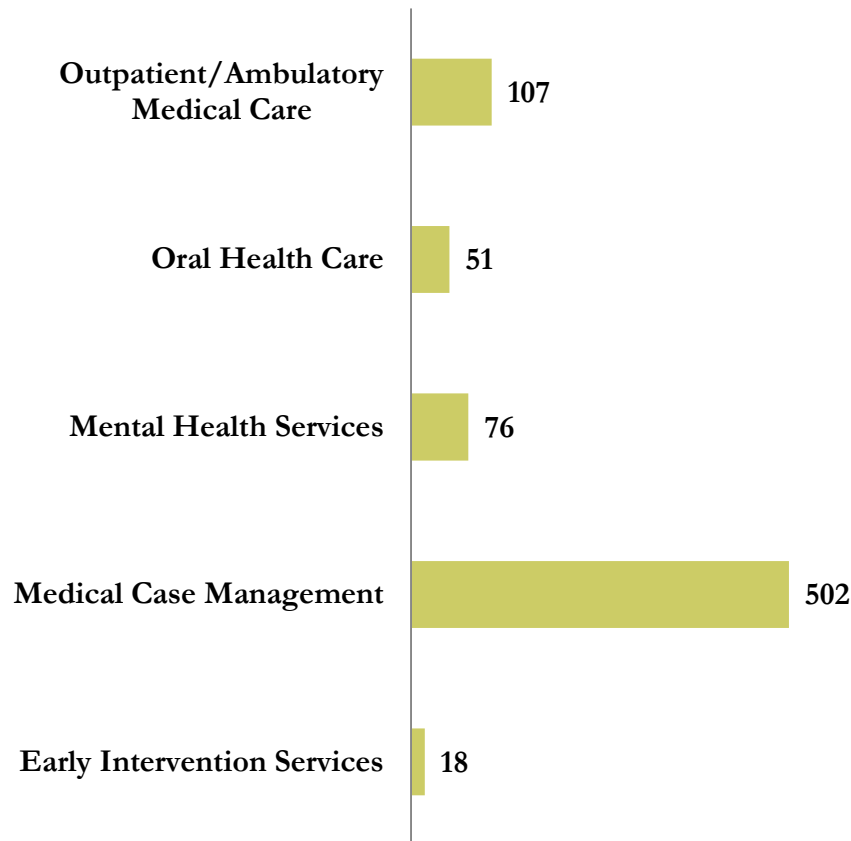
Unduplicated Client Count of Ryan White Service Utilization
March 1, 2015 – February 29, 2016



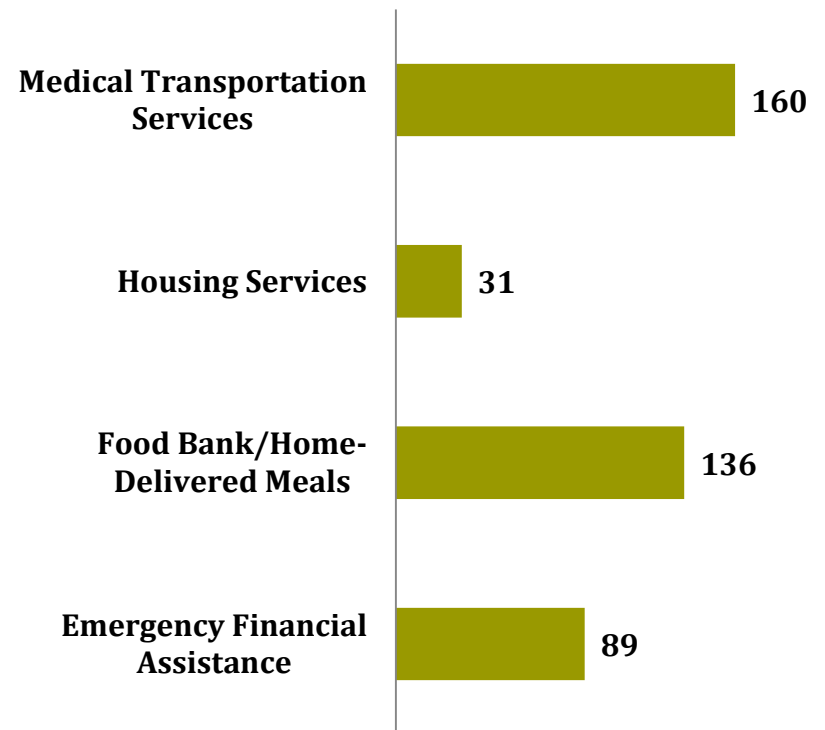
HIV Services Prioritization

Unduplicated client count by **Core** and **Support** Services

Core Services



Support Services



HIV Services Prioritization

Results of last year's prioritization process:

Core Services

- 1 Outpatient/Ambulatory Care
 - 2 Oral Health/Dental Care
 - 3 Mental Health Services
 - 4 Medical Case Management
-

Support Services

- 1 Housing Services
 - 2 Food Bank/Home-Delivered Meals
 - 3 Medical Transportation Services
 - 4 Emergency Financial Assistance
-

HIV Services Prioritization

How do they line up?

Core Services - Prioritization

- 1 Outpatient/Ambulatory Care
- 2 Oral Health/Dental Care
- 3 Mental Health Services
- 4 Medical Case Management
- * Early Intervention Services
(added in July 2015)

Core Services - Utilization

- 1 Medical Case Management
- 2 Outpatient/Ambulatory Care
- 3 Mental Health Services
- 4 Oral Health/Dental Care
- 5 Early Intervention Services

HIV Services Prioritization

How do they line up? (cont)

Support Services - Prioritization

- | | |
|---|---------------------------------|
| 1 | Housing Services |
| 2 | Food Bank/Home-Delivered Meals |
| 3 | Medical Transportation Services |
| 4 | Emergency Financial Assistance |
-

Support Services - Utilization

- | | |
|---|---------------------------------|
| 1 | Medical Transportation Services |
| 2 | Food Bank/Home-Delivered Meals |
| 3 | Emergency Financial Assistance |
| 4 | Housing Services |
-

Positive Happenings!

- ❑ Fewer patients require Ryan White funded Outpatient/Ambulatory Care and Dental Services
- ❑ No decrease in Ryan White Part A funding for the first time in over 5 years!!
- ❑ Increased resources to linkage to care and re-engagement in care
- ❑ Pre-exposure prophylaxis (PrEP) available through Edison Clinic
- ❑ 89.7% of clients receiving a Ryan White funded service have an undetectable viral load!!

Challenges

- Decrease in Ryan White Part A of \$868,187 (42.3%) since 2011-2012
 - 2011-2012: \$2,051,640
 - 2012-2013: \$1,641,628
 - 2013-2014: \$1,358,915
 - 2014-2015: \$1,183,453
 - 2015-2016: \$1,183,460
 - 2016-2017: ??
- Continued increase in housing costs in Bay Area